

605685-1 ✓ ACTIVE

AMPOWER

TE Internal #: 605685-1

Ring Terminals & Spade Terminals, Rectangular Tongue, 0000 AWG

Wire Size, 100 – 125 mm² Wire Size, 190000 – 231000 CMA Wire

Size, AMPOWER

[View on TE.com >](#)



Terminals & Splices > Ring Terminals & Spade Terminals



Ring & Spade Terminal Type: **Rectangular Tongue**

Wire Size: **190000 – 231000 CMA**

Stud Size: **3/8**

Features

Product Type Features

Terminal Features	Sheared
Stud Size	3/8
Sealable	No

Configuration Features

Number of Holes	2
Terminal Angle	180 °

Body Features

Inspection Slot	No
Weight per Piece	100.093 g

Contact Features

Ring & Spade Terminal Type	Rectangular Tongue
Barrel Type	Closed
Terminal Orientation	Straight
Terminal Plating Material	Tin

Mechanical Attachment

Wire Insulation Support	Without
-------------------------	---------

Dimensions

Wire Size	190000 – 231000 CMA
-----------	---------------------



Stud Diameter	9.91 mm[.39 in]
---------------	-----------------

Tongue Thickness	3.3 mm[.13 in]
------------------	----------------

Overall Product Length	102.87 mm[4.05 in]
------------------------	--------------------

	.648 – .81 in
--	---------------

Usage Conditions

Insulation Option	Uninsulated
-------------------	-------------

Operating Temperature Range	-55 – 105 °C[-67 – 221 °F]
-----------------------------	----------------------------

Operation/Application

Compatible With Wire Base Material	Copper
------------------------------------	--------

Compatible With Wire Plating Material	Tin
---------------------------------------	-----

Heavy Duty	Yes
------------	-----

Industry Standards

Government Qualified	No
----------------------	----

Packaging Features

Packaging Quantity	20
--------------------	----

Packaging Method	Box
------------------	-----

Other

Comment	Electrodeposited Tin Plate per MIL-T-10727.
---------	---

Product Compliance

[For compliance documentation, visit the product page on TE.com>](#)

EU RoHS Directive 2011/65/EU	Compliant
------------------------------	-----------

EU ELV Directive 2000/53/EC	Compliant
-----------------------------	-----------

China RoHS 2 Directive MIIT Order No 32, 2016	No Restricted Materials Above Threshold
---	---

EU REACH Regulation (EC) No. 1907/2006	Current ECHA Candidate List: JUNE 2022 (224) Candidate List Declared Against: JUNE 2022 (224) Does not contain REACH SVHC
--	---

Halogen Content	Low Halogen - Br, Cl, F, I < 900 ppm per homogenous material. Also BFR/CFR/PVC Free
-----------------	---

Solder Process Capability	Not applicable for solder process capability
---------------------------	--

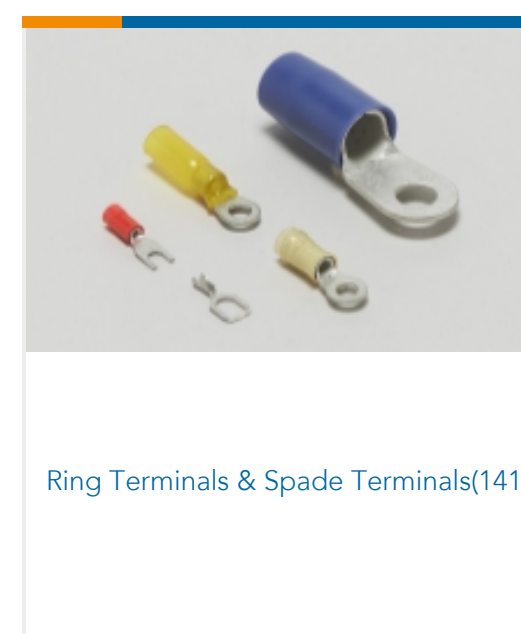
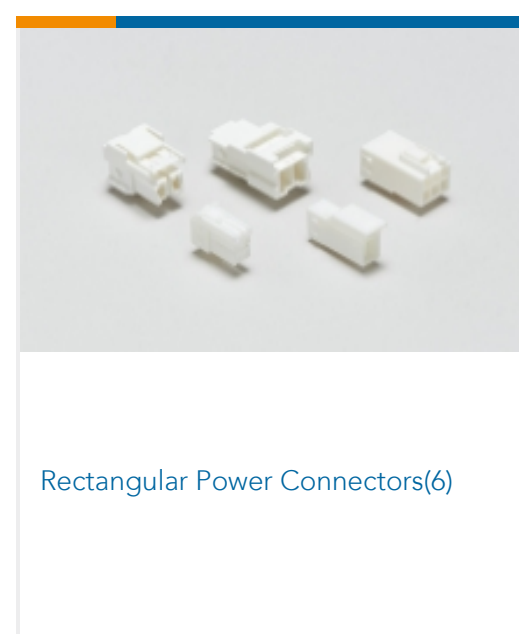
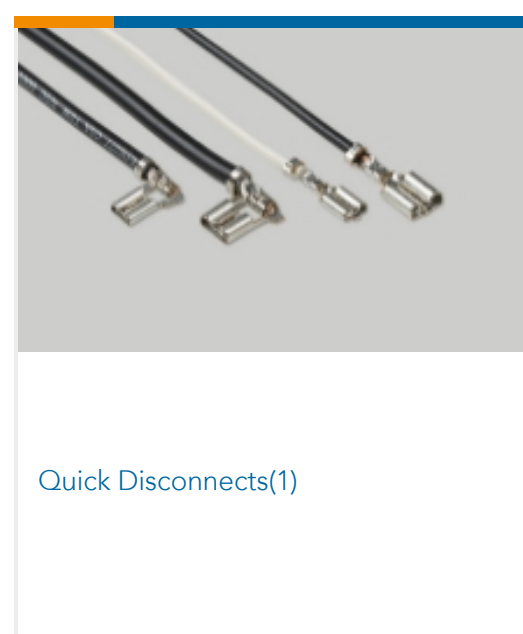




Product Compliance Disclaimer

This information is provided based on reasonable inquiry of our suppliers and represents our current actual knowledge based on the information they provided. This information is subject to change. The part numbers that TE has identified as EU RoHS compliant have a maximum concentration of 0.1% by weight in homogenous materials for lead, hexavalent chromium, mercury, PBB, PBDE, DBP, BBP, DEHP, DIBP, and 0.01% for cadmium, or qualify for an exemption to these limits as defined in the Annexes of Directive 2011/65/EU (RoHS2). Finished electrical and electronic equipment products will be CE marked as required by Directive 2011/65/EU. Components may not be CE marked. Additionally, the part numbers that TE has identified as EU ELV compliant have a maximum concentration of 0.1% by weight in homogenous materials for lead, hexavalent chromium, and mercury, and 0.01% for cadmium, or qualify for an exemption to these limits as defined in the Annexes of Directive 2000/53/EC (ELV). Regarding the REACH Regulation, the information TE provides on SVHC in articles for this part number is based on the latest European Chemicals Agency (ECHA) 'Guidance on requirements for substances in articles' posted at this URL: <https://echa.europa.eu/guidance-documents/guidance-on-reach>

Compatible Parts



Also in the Series | AMPPOWER





Documents

Product Drawings

[TERM MODF AMPER 4/0 LONG BAR 2](#)

English

CAD Files

[3D PDF](#)

3D

Customer View Model

[ENG_CVM_CVM_605685-1_H.2d_dxf.zip](#)

English

Customer View Model

[ENG_CVM_CVM_605685-1_H.3d_igs.zip](#)

English

Customer View Model

[ENG_CVM_CVM_605685-1_H.3d_stp.zip](#)

English

By downloading the CAD file I accept and agree to the [Terms and Conditions](#) of use.

Product Specifications

[Connector, Lugs and Splices, AMPOWER II, Heavy Duty](#)

English

[Product Specification](#)

English